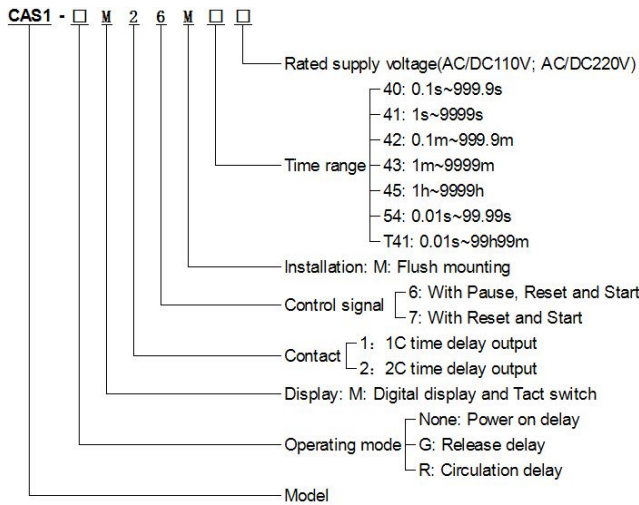


Description



CAS1-□M26M□□

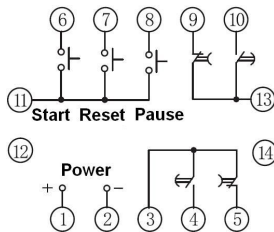


Specification

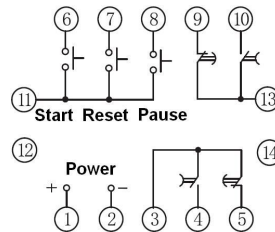
| Model | CAS1-M26M□□ | CAS1-GM26M□□ | CAS1-RM26M□□ |
|---------------------------|---|---------------|-------------------|
| Rated Supply Voltage | AC110V, AC220V 50Hz, DC110V, DC220V(Operating voltage fluctuation range: 85% to 110% Ue) | | |
| Time range | 0.01s~99.99s, 0.1s~999.9s, 1s~9999s, 0.1m~999.9m, 1m~9999m, 1h~9999h | | |
| Operating mode | Power on delay | Release delay | Circulation delay |
| Contact | 2C time delay | | |
| Rated Load of the Contact | 3A AC220V(Resistive) | | |
| Electrical Life | 100000 operations min. (3 A at 250 VAC/30 VDC, resistive load) | | |
| Ambient Temperature | -5℃~40℃ | | |
| Ambient Humidity | If the ambient temperature is 20℃, the RH≤90%, if the ambient temperature is 40℃, the RH≤50%. | | |
| Altitude | ≤2000m | | |
| Installation | Flush mounting | | |

Wiring Diagram

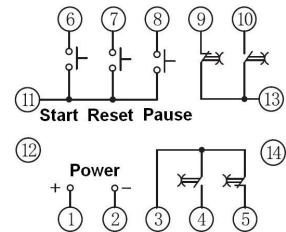
CAS1-M26M□□



CAS1-GM26M□□

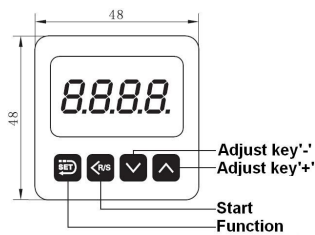


CAS1-RM26M□□

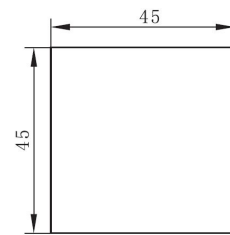
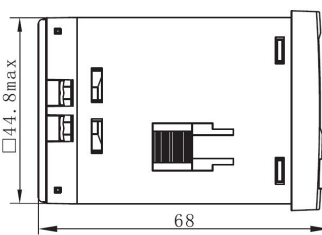


Dimension(mm) and Installation(mm)

Panel and Dimension

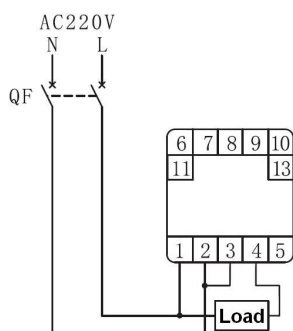


Mounting



Application

Samples01



Samples02

