HHB Series Temperature Controller

Description

HB101 □□-□*□-□

- Alarm 2
  - N: Alarm function off
  - A: Upper-limit alarm(Default)
  - B: Lower-limit alarm
  - C: Upper-limit and lower-limit alarm
  - D: Upper-limit and lower-limit range alarm
  - H: Absolute-value upper-limit alarm
  - J: Absolute-value lower-limit alarm
- Alarm 1
  - N: Alarm function off
  - A: Upper-limit alarm(Default)
  - B: Lower-limit alarm
  - C: Upper-limit and lower-limit alarm
  - D: Upper-limit and lower-limit range alarm
  - H: Absolute-value upper-limit alarm
  - J: Absolute-value lower-limit alarm
- Output
  - V: Solid state relay output
  - M: Relay output
  - A: Current output
- Input
  - K: K type TC(Thermocouple)
  - E: E type TC(Thermocouple)
  - P: Pt100 RTD(Resistance Thermometer Detector)
  - C: Cu50 RTD(Resistance Thermometer Detector)
- Control
  - F: Heating mode
  - D: Cooling mode
  - W: On-off control
- Model
  - HB101: 48mm×48mm
  - HB401: 48mm×96mm
  - HB701: 72mm×72mm
  - HB901: 96mm×96mm

HB101

HB401

HB701

HB901

Specification

Model	HB101	HB401	HB701	HB901
Input	TC(Thermocouple) RTD(Resistance Thermometer Detector)			
Measurement accuracy	±0.5%FS			
Cold junction compensation error	±2℃			
Resolution	14 Bit			
Sampling period	0.5 Sec.			
PV(Process value)	-1999~+9999			
SV(Set value)	-1999~+9999			
Indicator	LED			
Control method	PID control(On/off or continuous) or On/off control			
Output	1. Relay output(3A 250VAC, resistive load) 2. Voltage output(for driving SSR) 3. Alarm output: Max. 2 channels alarm, 12 kinds models			
Insulation resistance	＞50MΩ(500VDC)			
Dielectric strength	1500VAC/1min			
Power consumption	＜10VA			
Ambient operating temperature	0℃~50℃(With no condensation or icing or corrosive gas)			
Ambient operating humidity	30%~85%(With no condensation or icing or corrosive gas)			
Dimension(mm)	48×48×74	48×96×66	72×72×64	96×96×66
Mounting(mm)	45×45	45×92	68×68	92×92
Installation	Flush mounting			

Dimension and Mounting(mm)

Dimension

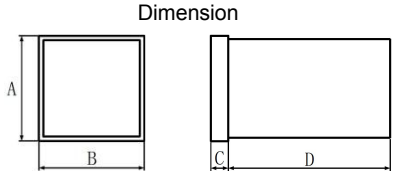

Mounting

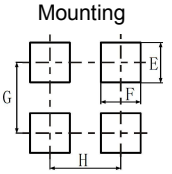

	A	B	C	D	E	F	G	H
HB101	48	48	8	74	45	45	80	80
HB401	48	96	8	66	45	45	80	80
HB701	72	72	8	64	68	68	96	96
HB901	96	96	8	70	92	92	116	116

Function

HB101

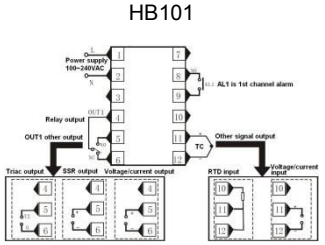

HB401

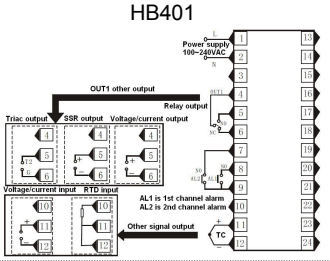

HB701

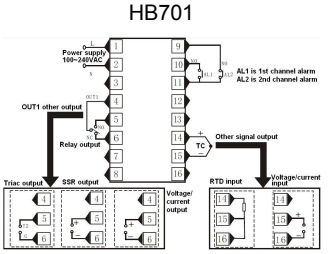
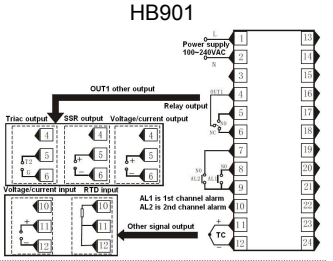
HB901