

Description

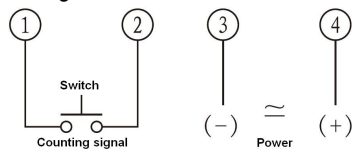


Specification

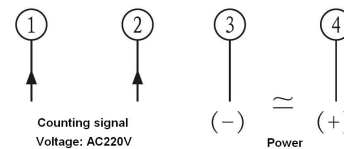
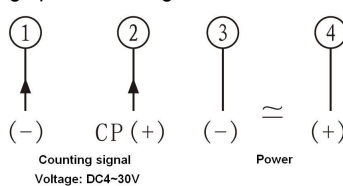
Rated Supply Voltage	AC24V, 36V, 110V, 220V 50/60Hz, DC6V, 12V, 24V(85% to 110% of rated supply voltage)
Input Modes	Increment
Counting Speed	Voltage pulse level signal: 1000 times/s, Contact signal: 30 times/s
Counting range	1~999999
Input Signals	Contact signal and Switch, Voltage Pulse level signal
Reset	Button switch
Memory Protection	10 years
Display	6 digital LED display
Dimension	40mm×56mm×88mm
Mounting	26mm×51mm
Installation	Flush mounting

Wiring Diagram

Contact signal



Voltage pulse level signal



Dimension(mm) and Mounting(mm)

