

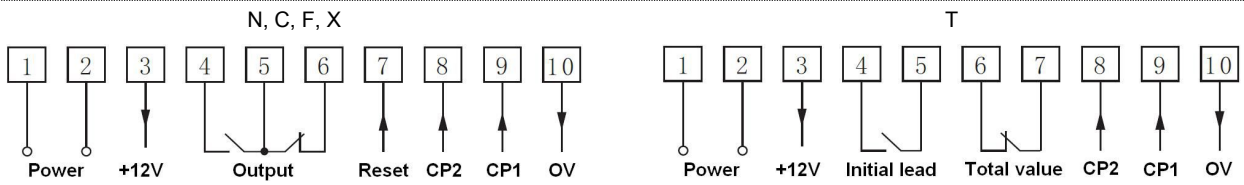
Description



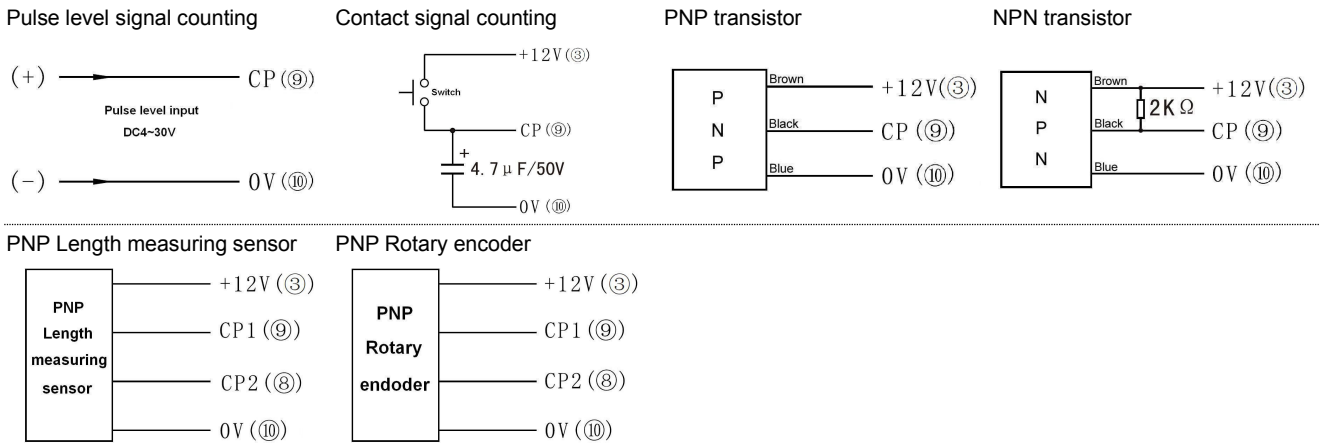
Specification

Rated Supply Voltage	AC24V, 36V, 110V, 220V, 380V 50/60Hz, DC24V(85% to 110% of rated supply voltage)
Input Modes	Increment, Decrement, Individual (UP/DOWN B), Quadrature (UP/DOWN C)
Counting range	1~99999999
Speed coefficient value	0.0001~9.9999
Counting Speed	High frequency: 30~5000 times/s, Low frequency 30 times/s
Input Signals	Contact signal(Contact and Limit switch) Pulse level signal(H: DC4~30V, L: 0V~DC2V) Sensor signal(NPN, PNP, Hall, Length measuring sensor, Rotary encoder)
Output Modes	N, C, F, T, X
External Power Supply	DC12V 30mA(Max.)
Reset	Button switch
Memory Protection	10 years
Mechanical Life	1000000 operations min.
Electrical Life	100000 operations min. (5 A at 250 VAC/30 VDC, resistive load)
Rated Load of the Contact	5A AC220V(Resistive)
Installation	Flush mounting

Wiring Diagram and Dimension(mm)

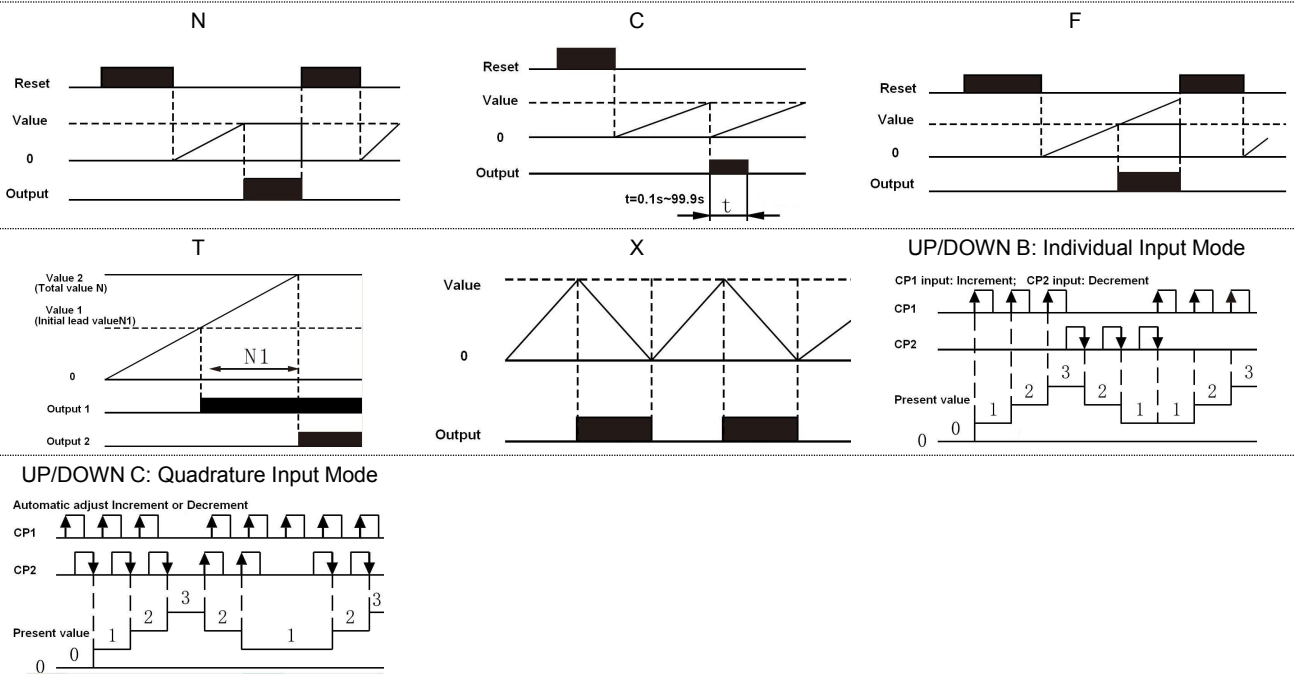


Input Signals



Note 1: For counter the DC6~36V PNP NO type Photoelectric switch or Proximity switch is preferred.
 Note 2: If the input signal is contact signal, please connect 4.7 μ F capacitor between CP signal and 0V.
 Note 3: If the input signal is NPN transistor, please connect 2K Ω resistor between CP signal and 12V.

Input/Output Mode Settings



Dimension(mm) and Mounting(92mm*45.5mm)

