HHG1 Series Solid State Relay

Model and Description

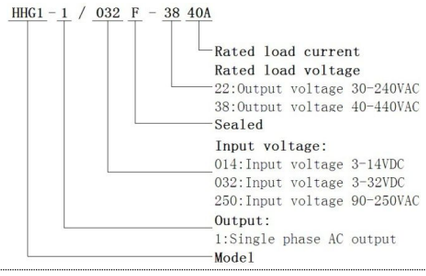

Specification

Dimension	57.2mm*43.5mm*29mm		
Model	HHG1-1/032F-38 40A	HHG1-1/250F-38 40A	
Description	Single phase(Input DC, Output AC)	Single phase(Input AC, Output AC)	
Control voltage	014: 3-14VDC 032: 3-32VDC	250: 90-250VAC	
Control current	6-35mA	5-30mA	
Turn-on voltage	3VDC	90VAC	
Turn-off voltage	1VDC	10VAC	
Reverse voltage	32VDC	/	
Load voltage	22：30-240VAC 38：40-440VAC		
Load current	10A, 15A, 20A, 25A, 30A, 40A, 60A, 80A, 100A	10A, 15A, 20A, 25A, 30A, 40A, 60A, 80A	
Instant voltage	22: 600VAC 38: 900VAC		
On-state voltage drop	＜1.6VAC		
On-off time	≤10mS		
Off-state Leakage	≤10mA		
Dielectric strength	≥2500VAC		
Insulation resistance	500mΩ(500VDC testing)		
Ambient temperature	-30～80℃		
Indicate methods	LED		
Installation	Screw		
Remarks	1. Load current＞10A ,a radiator is necessary, Load current＞80A, fan is necessary. 2. When controlling inductive load, a varistor is necessary and its voltage could be 1.6-1.9 times of load voltage		
Packing	Inner box	1PCS/Small paper box, 10PCS/Paper box	
	Outer box	100PCS/CTN	
	CTN size	380mm*215mm*175mm	
	Weight	10A≈110g, 1CTN/100PCS G.W: 12KG, N.W: 11KG 40A≈145g, 1CTN/100PCS G.W: 15.5KG, N.W: 14.5KG 80A≈150g, 1CTN/100PCS G.W: 16KG, N.W:15KG	
Radiator (Optional)	HH060	HH061	HH062	HH063

Wiring Diagram

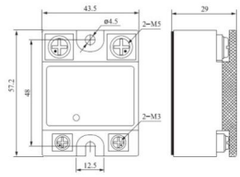

HHG1-1/032F-□ □A & HHG1-1/014F-□ □A

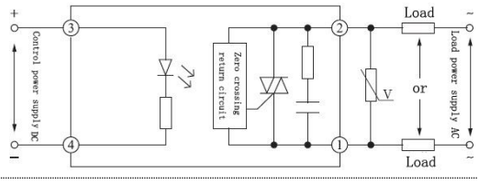
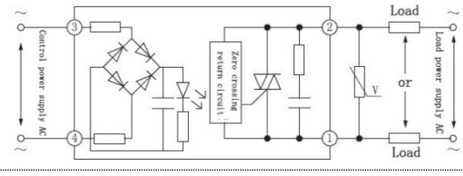
HHG1-1/250F-□ □A